

**Horologix**



The place to come for all your Bulle and Eureka restoration parts.

Contact Peter Smith  
Telephone 01454-880825  
Or Mobile 07969-773480  
Email [peter\\_smith@horologix.com](mailto:peter_smith@horologix.com)

**Eureka Clock Serial Number 150, 3053, 7939**

*Restoration of Eureka Clocks  
Serial Number 3053, 7939, 150*




The place to come for all your Bulle and Eureka restoration parts.

Contact Peter Smith  
 Telephone 01454-880825  
 Or Mobile 07969-773480  
 Email [peter\\_smith@horologix.com](mailto:peter_smith@horologix.com)

## Eureka Clock Serial Number 150, 3053, 7939



*These three clocks all come from the same owner who had inherited them from his father. As can be seen from the photos, they came in somewhat of a state with two of them in pieces in containers. The third looked to be OK being fully assembled. Unfortunately not all was as it first appeared as many of the parts had been mixed, which proved rather difficult when it came to reassembly. I found that some parts would either not fit together correctly or looked odd with mismatched pieces when they did. It took a long while but eventually I sorted them out and, after reviewing the finished clocks, I am happy that all the pieces found their way to the right clock. There were no missing parts or any pieces left over so it wasn't a case of two clocks and a box of parts or four clocks with parts missing.*

*I have included all three of the clocks in this document as it was difficult to know at the time the photos were being taken which part of which clock was being worked on and it seems simpler to show them all together. The three clocks consisted of two short and one tall movement. The tall movement and one of the short ones were on cast oblong bases whilst the second short was on a round pressed brass base. Two of the dials were full faced while one was an annular ring. The cast bases were OK but were in a bit of a state with one of them painted and one with the gilding rubbed away in patches. The round base was badly damaged with a replacement top.*




# Horologix



The place to come  
for all your Bulle  
and Eureka restora-  
tion parts.

Contact Peter Smith  
Telephone 01454-880825  
Telephone 01454-880825  
Or Mobile 07969-773480  
Email [peter\\_smith@horologix.com](mailto:peter_smith@horologix.com)

## Eureka Clock Serial Number 150, 3053, 7939



*As can be seen the round pressed base was badly corroded and had a round plate soldered to the top. The two square bases looked the same but one had a removable top plate, and also had been painted gold. The gilding on the other cast base was not in good condition. One of the dials had damage at the 4 o'clock position.*








The place to come for all your Bulle and Eureka restoration parts.

Contact Peter Smith  
Telephone 01454-880825  
Or Mobile 07969-773480  
[Email peter\\_smith@horologix.com](mailto:peter_smith@horologix.com)


## Eureka Clock Serial Number 150, 3053, 7939




*All three armatures were intact reading approx 20 Ohms but two needed attention to rust. One had some of the lacquer coating rubbed away and needed cleaning and varnishing.*



*All of the insulating blocks had problems with the screw threads either stripped or the holes damaged or drilled all the way through. The blocks were repaired with black epoxy.*



*All the springs were OK but one was shorter by about 1/2 turn which made it difficult to regulate.*



*One movement had a badly damaged pivot assembly with a misshaped contact pin hole. This looked as though somebody attacked it with a hand drill.*



# Horologix




The place to come  
for all your Bulle  
and Eureka restora-  
tion parts.

Contact Peter Smith  
Telephone 01454-880825  
Or Mobile 07969-773480  
Email [peter\\_smith@horologix.com](mailto:peter_smith@horologix.com)

## Eureka Clock Serial Number 150, 3053, 7939




Movement s/n 3053 had a plate which needed to be refilled with wax as well as the support pillars to be riveted back.



The movement also had a fabricated pivot assembly seen on the right. The screw holes were out of alignment and had chamfered countersinks instead of squared to take the cheese head screws. A new assembly was made as seen on the left



Two of the clocks had battery acid corrosion in the battery securing plates. This had to be etched out and cleaned as best I could. Although they are now clean and serviceable the damage can still be seen on the underside.



The tall movement had a worn through capture spring, but a new one was easily made from 0.004" spring stock.




# Horologix



The place to come  
for all your Bulle  
and Eureka restora-  
tion parts.

Contact Peter Smith  
Telephone 01454-880825  
Telephone 01454-880825  
Or Mobile 07969-773480  
Email [peter\\_smith@horologix.com](mailto:peter_smith@horologix.com)

## Eureka Clock Serial Number 150, 3053, 7939



Two of the clocks had anti spark diodes fitted . Unfortunately holes had been drilled in the pivot assemblies to accommodate them. These were left as they are hardly noticeable. But the more unsightly damaged screws were restored and blued.

The other dials were in good condition and just needed cleaning in warm soapy water to remove the years of grime and smoke stains.



As always when restoring Eureka clocks, the whole clock is disassembled, any repairs made and then cleaned. This photo shows one of the movements on its way back together. The balance wheel is ready to receive the pivot assemblies.





# Horologix




The place to come  
for all your Bulle  
and Eureka restora-  
tion parts.

Contact Peter Smith  
Telephone 01454-880825  
Or Mobile 07969-773480  
Email [peter\\_smith@horologix.com](mailto:peter_smith@horologix.com)



## Eureka Clock Serial Number 150, 3053, 7939



*The oval hole in one of the pivot assemblies was returned to something resembling round with a broach, and an oversize pin insulator installed.. It worked well and saved making a new pivot assembly.*



*New screws were made where needed and then all the screws were cleaned and blued. The last photo shows one of the restored insulating blocks with new screws fitted. All of the holes in the insulator blocks were repaired with epoxy before being re-drilled and tapped.*










The place to come for all your Bulle and Eureka restoration parts.

Contact Peter Smith  
Telephone 01454-880825  
Or Mobile 07969-773480  
[Email peter\\_smith@horologix.com](mailto:peter_smith@horologix.com)

### Eureka Clock Serial Number 150, 3053, 7939




The damaged dial was restored by Lynton Dials. You could not tell where the damage was. An excellent job.



The two photos above show the motion work of the tall movement, while the photo below shows one of the short movements on a test stand.



The registration plate of s/n 150 .



The owner of the clocks requested that the square bases were gilded with satin finish gold as per original. This work was undertaken by M.C.Taylor of Bournemouth. The photos on the following pages show the results.



**Horologix**



The place to come for all your Bulle and Eureka restoration parts.

Contact Peter Smith  
Telephone 01454-880825  
Or Mobile 07969-773480  
[Email peter\\_smith@horologix.com](mailto:peter_smith@horologix.com)

**Eureka Clock Serial Number 150, 3053, 7939**



*The rear of the completed clock s/n 150*

*All the clocks came without domes and new ones have to be manufactured. As soon as they arrive I will update with new photos.*



**Horologix**



The place to come for all your Bulle and Eureka restoration parts.

Contact Peter Smith  
Telephone 01454-880825  
Or Mobile 07969-773480  
[Email peter\\_smith@horologix.com](mailto:peter_smith@horologix.com)

**Eureka Clock Serial Number 150, 3053, 7939**



*The finished clock s/n 150*



**Horologix**



The place to come for all your Bulle and Eureka restoration parts.

Contact Peter Smith  
Telephone 01454-880825  
Or Mobile 07969-773480  
Email [peter\\_smith@horologix.com](mailto:peter_smith@horologix.com)

**Eureka Clock Serial Number 150, 3053, 7939**



*S/n 150 with new square dome.*





**Horologix**



The place to come for all your Bulle and Eureka restoration parts.

Contact Peter Smith  
Telephone 01454-880825  
Or Mobile 07969-773480  
Email [peter\\_smith@horologix.com](mailto:peter_smith@horologix.com)

**Eureka Clock Serial Number 150, 3053, 7939**



*The finished clock s/n 7939.*

*The gilding was restricted to the base, pillars, bezel and dial back-plate.*



**Horologix**



The place to come for all your Bulle and Eureka restoration parts.

Contact Peter Smith  
Telephone 01454-880825  
Or Mobile 07969-773480  
Email [peter\\_smith@horologix.com](mailto:peter_smith@horologix.com)

**Eureka Clock Serial Number 150, 3053, 7939**



*With New Square Dome*



# Horologix



The place to come  
for all your Bulle  
and Eureka restora-  
tion parts.

Contact Peter Smith  
Telephone 01454-880825  
Or Mobile 07969-773480  
Email [peter\\_smith@horologix.com](mailto:peter_smith@horologix.com)

## Eureka Clock Serial Number 150, 3053, 7939



*Although this photo shows a solid dial, it was found that after trials with the other two clocks the dial should have been the annular type. So the dial was changed after this photo was taken. The base plate doesn't look that bad considering the damage and the replaced top.*

*It was also decided by the owner, not guild the clock.*

*The finished clock s/n 3053*